


Gaming Hospitality Solutions, Inc.

GHSCC Casino Convenience Center Application



GHSCC provides a complete integration solution for convenience center and casinos:

- Pay at the Pump with casino patron loyalty cards
IGS, ACSC, ATI, CMP, KONAMI
- Fleet Accounts
- Tribal Accounts
- Inventory integration (GHS, MMS, AZTECH)
- Dispenser support for Gilbarco and Wayne Dressler
- Cash Wash support for Ryko and Unitec
- Tank/Leak Management TLS-350 Compatible
- Price Sign Control
- Major Oil Company (Exxon/Mobil and Citgo)



Why GHSCC

- Improve perceived value in patron loyalty card.
- Automate accounting for casino comp transactions at C-Store
- Single enterprise POS
- Single enterprise interface to Inventory Management
- Provide tribal fleet fueling program including discounts and reporting for federal and state gas taxes.



GHSCC How it Works

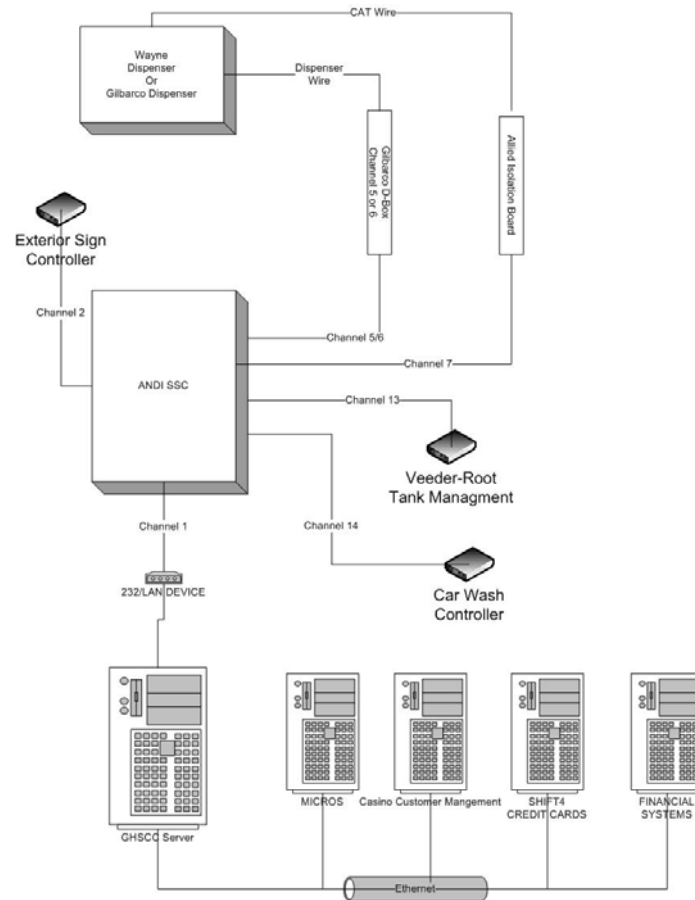
Hundreds of applications exist for C-Store operation. Most are geared to or for major oil company operations. None are designed work in an casino business environment. GHSCC allows casino operators to leverage their existing POS solution and provides a communications bridge enabling non-CStore POS systems to efficiently operate a CStore. GHSCC acts as the middleman passing information between dispensers and cash wash devices and the casino POS and CMS applications.



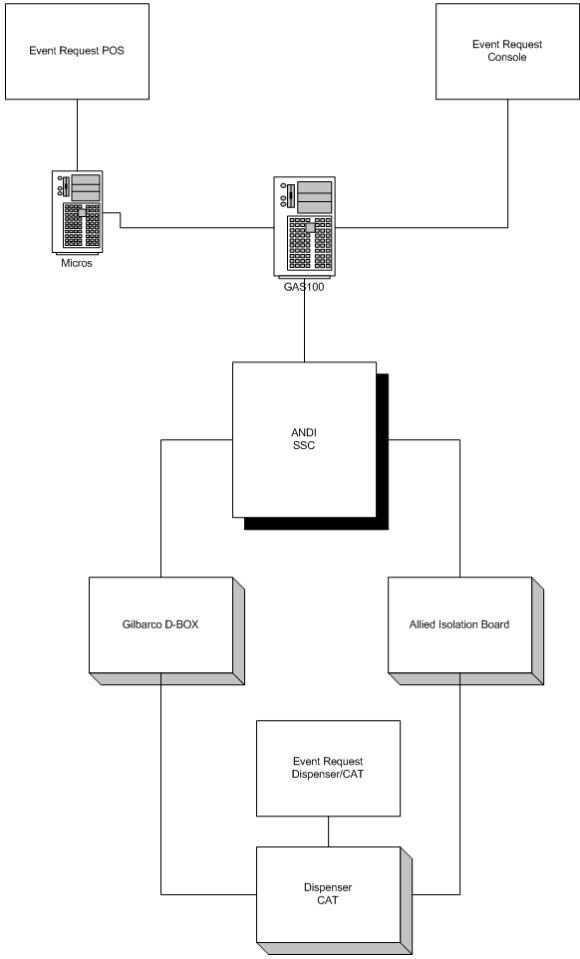
The following slides provide a technical overview for a typical installation



GHSCC Hardware



GHSCC Event Logical



GHSCC Process List

Manual Authorization POS System

Manual Authorization Application Console

Manual Comp Control (Other) Application Console

Patron Pay at Pump

Credit Card (excludes major oil company cards)

Casino Fleet Card Pay at Pump

Casino Tribal Card Pay at Pump

Casino Tribal Card Claim Discount POS

Casino Tribal Card Account Payment (Deposit)

Casino Tribal Card Account Payment (Deposit) Void

Casino Tribal Card Manual Discount

Casino Tribal Card/Fleet Card Transaction Void

End of Day POS Summary Sales

End of Day New Period

Application Configuration

GHSCC Process

Manual Authorization POS

- POS Request to authorize dispenser
- If dispense idle/calling pump is authorized
- If dispense not idle/calling failure
- At conclusion of sale if authorization amount is equal to sale amount dispenser is claimed/paid returned to idle.
- If amounts not equal dispenser is locked pending claim/pay transaction

GHSCC Process

Manual Authorization Console

- Console Request to authorize dispenser
- If dispense idle pump is authorized
- If dispense not idle failure
- At conclusion of sale if authorization amount is equal to sale amount dispenser is claimed/paid returned to idle.
- If amounts not equal dispenser is locked pending claim/pay transaction

GHSCC Process

Manual Control Console

- Manual control may reserve, unreserve, stop, suspend or restart a dispenser.
- Console Request to dispenser
- If dispenser state is appropriate for requested action is performed.
- If dispenser state is not appropriate for requested action error is returned.

GHSCC Process

Patron Pay At Pump

- DPT card read routed to GHSCC
- PIN request routed to DPT
- Account validation request routed to ACSC
- Available amount authorized to dispenser (MIN 1.00 MAX 999.00)
casino comp authorization created.
- Dispenser activated by choice of product and fueling. Time out cancels transactions and comp authorization
- Conclusion of sale DPT message routed to GHSCC comp authorization adjusted, as required, to final sale amount and casino comp authorization closed to actual sale amount.

GHSCC Process

Credit Card At Pump

- DPT card read routed to GHSCC
- Card type validation (accepted card, format and expiration date)
- Dispenser authorized for credit pre-authorization amount
- Authorization request forwarded to EFSNet/Shift4 or Major Oil Network.
- If credit card is declined the pump transaction is suspended
- At conclusion of sale actual sale amount is forwarded to EFSNet/Shift4 Major Oil Network.

GHSCC Process

Casino Fleet Card At Pump

- DPT card read route to GHSCC
- PIN number, Vehicle number and Mileage requested
- Account and input data validated by GHSCC. Authorization record created.
- Dispenser activated by choice of product and fueling. Time out cancels transactions and authorization
- Conclusion of sale DPT message routed to GHSCC authorization adjusted, as required, to final sale amount and authorization closed to actual sale amount.

GHSCC Process

Tribal Card At Pump

- DPT card read routed to GHSCC
- PIN (driver number) number requested
- Account and input data validated by GHSCC. Authorization record created.
(MIN 1.00 MAX available account balance)
- Dispenser activated by choice of product and fueling. Time out cancels transactions and authorization
- Conclusion of sale DPT message routed to GHSCC authorization adjusted, as required, to final sale amount and authorization closed to actual sale amount. Discounts calculated based on user defined product parameters
- Discount of any is claimed at applied to account through Tribal Card Discount Process

GHSCC Process

Tribal Card Discount

- POS card read and pump number routed to GHSCC
- Unclaimed discount transaction data validated.
- If available amount of discount is returned to POS and recorded. Credit amount equal to discount applied to Tribal account.
- If not available error is returned. Discount may only be claimed on the same business date as original fueling transaction.
- Discounts may be manually claimed through GHSCC application. See Tribal Card Discount Manual Discount Process

GHSCC Process

Tribal Account Payment

- POS request routed to GHSCC
- Account data validated and amount of payment posted as credit to account.
- Account balance information and authorization returned to POS

GHSCC Process

Tribal Account Payment Void

- POS request routed to GHSCC
- Account data validated and amount of payment posted as debit to account.
- Account balance information and authorization returned to POS

GHSCC Process

Tribal Card Manual Discount

- Select desired Tribal account
- Select desired transaction (invoice)
- Select discount.
- If available discount is posted.
- If not available error is returned.

GHSCC Process

Void Transaction (Tribal, Fleet)

- Select desired account
- Select desired transaction (invoice)
- Select void.
- If available and voidable (not previously voided) transaction is marked void and dollar posted as credit to account.
- If not available or previously voided error is returned.

GHSCC Process

EOD Summary Transaction

- This process is performed immediately prior to the EOD change period.
- POS Open Check Required
- Press EOD Summary Sales
- GHSCC application provides to amount of each product sold at pump for current period. A record is created for each combination of product a price.
- Total amount of check is closed and tendered to pay at pump.

GHSCC Process

EOD Change Period

- This process is performed immediately after EOD Summary Sales. Performing these options in the incorrect order will prevent pump sales from being recorded in POS.
- Press EOD.
- GHSCC application returns success message and produces a printed receipt.

GHSCC Process

Application Configuration

- Selected desired application parameter
 - Product Price Levels
 - Dispenser Messages
 - Receipt Configuration
 - Station Configuration
 - Authorization Levels
 - Credit Card Processing
 - Product Blend
 - Product Types
 - Dispenser Service Modes
- Create/update data as desired
- Process individual parameter for single item update or Send Configuration for complete update.